

A woman with short brown hair, wearing a white face mask and a light-colored sweater, is looking directly at the camera. In the background, a classroom is visible with other students sitting at desks, some wearing masks.

COVID-19 CLASSROOM SIGN-KIT

**FREE FOR TEACHERS
FROM**



ComplianceSigns.com

***** SEE SPECIAL OFFER ON PAGE 11 *****

COVID-19 Classroom Sign Kit

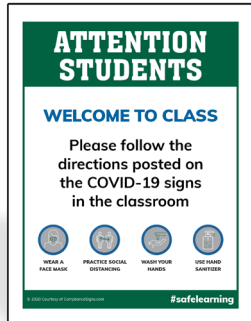
As we all face the uncertainty of the COVID-19 pandemic, protecting health and safety in schools requires additional efforts by teachers, faculty, students and parents.

The CDC recommends that schools promote behaviors that reduce the spread of coronavirus, including posting messages to promote everyday protective measures that help stop the spread of germs.

This free COVID-19 Classroom Sign Kit includes five sign images you can print on 8.5 x 11-inch paper and post in your classroom, hallway, restroom or other locations to help reduce the spread of COVID-19. We hope it will help you maintain a safe classroom so education can continue. Thank you for the important work you do every day.



What's Included in this Sign Kit



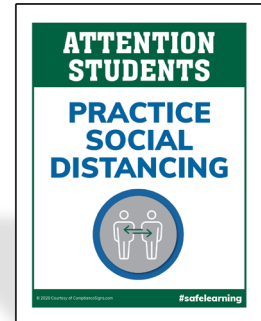
1. Welcome Sign

Communicate COVID-19 health policies to your students every time they enter your classroom. The welcome sign sets behavior expectations and reinforces the protective measures that prevent the spread of COVID-19.



2. Face Mask Sign

Cloth face coverings are recommended as a simple barrier to help prevent respiratory droplets from traveling into the air and onto other people. The face mask sign encourages students to wear face coverings while in your classroom.



3. Social Distancing Sign

Increasing the physical space between students to a minimum of six feet will help reduce the spread of COVID-19 in your classroom. Post the social distancing sign to remind students to maintain a safe distance from one another.



4. Wash Hands Sign

Handwashing is one of the most effective ways to stop the spread of germs. Students should wash with soap and water for at least 20 seconds, especially after coughing, sneezing, or touching their nose, face or eyes. The wash hands sign promotes this healthy behavior.



5. Hand Sanitizer Sign

When soap and water aren't practical, a hand sanitizer that contains at least 60% alcohol can stop the coronavirus. Post the hand sanitizer sign to promote good hand hygiene, and encourage students to use sanitizer after using shared classroom equipment.

SPECIAL OFFER!

See page 11 for an exclusive, **limited time special offer!**

ATTENTION STUDENTS

WELCOME TO CLASS

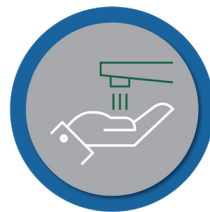
Please follow the
directions posted on
the COVID-19 signs
in the classroom



**WEAR A
FACE MASK**



**PRACTICE SOCIAL
DISTANCING**



**WASH YOUR
HANDS**



**USE HAND
SANITIZER**


ATTENTION STUDENTS

WEAR YOUR FACE MASK



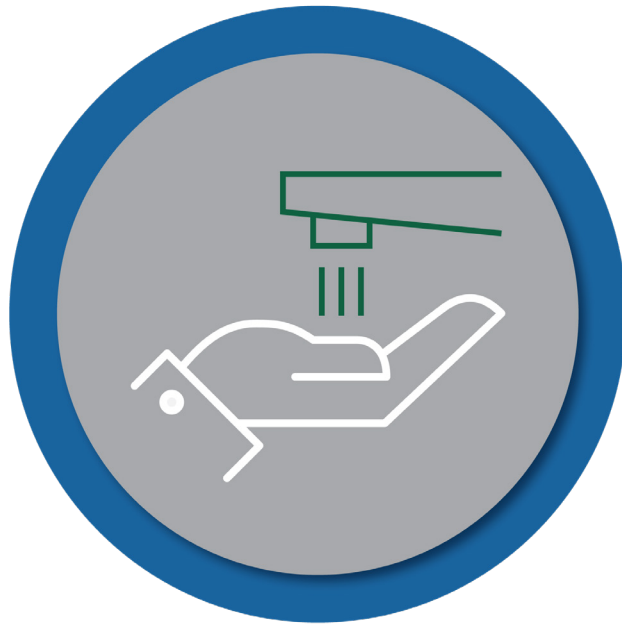
ATTENTION STUDENTS

PRACTICE SOCIAL DISTANCING



ATTENTION STUDENTS

WASH YOUR HANDS



ATTENTION STUDENTS

USE HAND SANITIZER





21 COVID-19 SOLUTIONS FOR SCHOOLS & UNIVERSITIES



1. Quarantine Signs



2. Face Mask Signs



3. School Kits



4. Disposable Mats



5. Directional Floor Markers



6. Entrance Door Labels



7. Max Capacity Signs



8. Entrance Signs



9. Hand Wash Signs



10. Mobile Partitions



11. Social Distance Signs



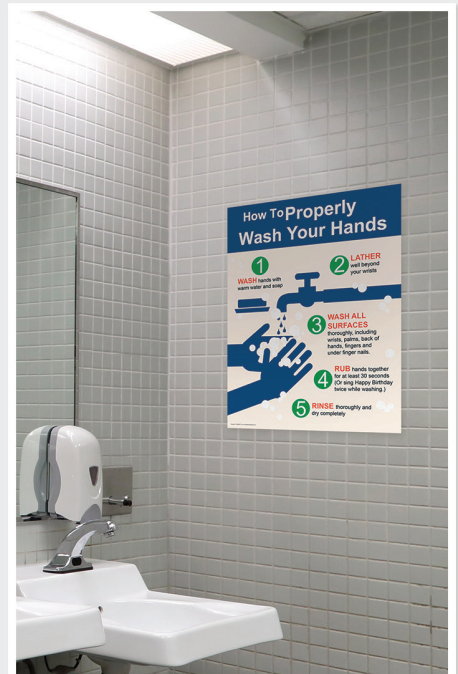
12. Hygiene Stations



13. Policy/Info Fold Ups



14. Sneeze Guards



15. Posters



16. ID Badges



17. Entrance Banners



18. Directional Fold Ups



19. Barricade Tape



20. Social Distance Floor Markers



21. Countertop Signs



ComplianceSigns.com

For additional resources visit:

CDC Considerations for Schools

DISCOUNT CODE FOR EDUCATORS

20% OFF
1 PURCHASE

AGENT CODE: **SchoolSafety2020** Limited Time Offer
Shop Now: www.ComplianceSigns.com/Coronavirus